

10657

ADJUSTABLE VERTICAL CLAMPS

Technical Notes

Comprises of two piccolo clamping elements (short 10655.W0020 and long

10655.W0025), two spacer elements (2 x 10656.W0030), one clamping key (10656.W0180), one extra long arm, four M10

screws and six M10 T-nuts (with spring) for 14, 16 and 18mm slots.

Order No.	Description	Clamp reach	Clamping force kN max.	Clamping height min. max.
10657.W0100	Piccolo Clamp Set	54	6.5	0 to 118



A Wide Range of Clamps to Match any Requirement

CLAMPING FORCE
**UPTO
50000
NEWTONS**

10650 All machining operations




10655 Light machining



10658 Electrical discharge machining




10660 Clamping and lifting



10661 Heavy machining




10670 Repetitive machining



10675 Heavy machining



10678 Press Tool Clamping



ADJUSTABLE VERTICAL CLAMPS

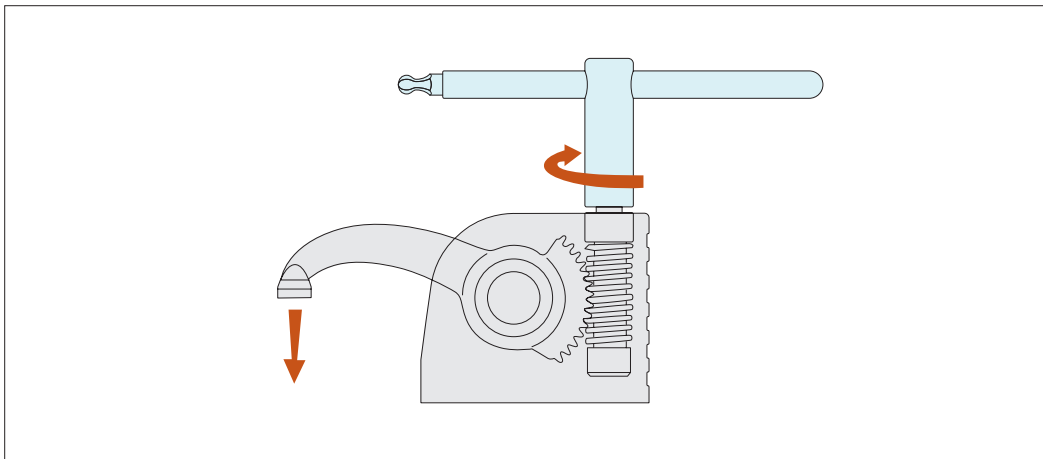


Monobloc Clamps

stackable vertical clamping

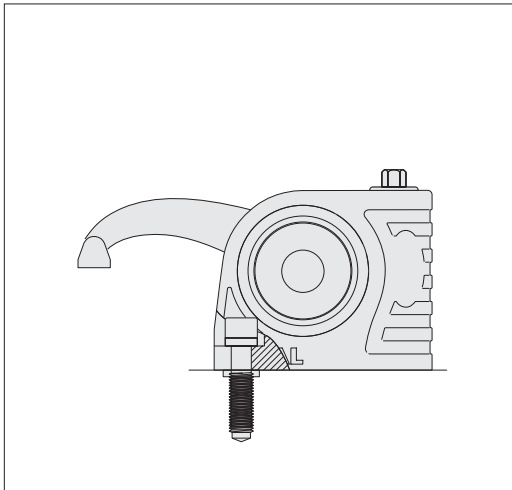


Clamping & Height Setting

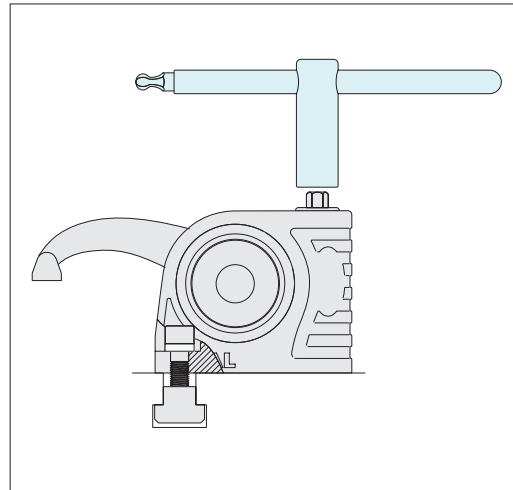


Slide the T-nut into the T-slot position and tighten the clamp onto the T-slot base, with the aid of the clamp key (shown in the image in blue).

Clamp the workpiece by twisting the key. Start machining.

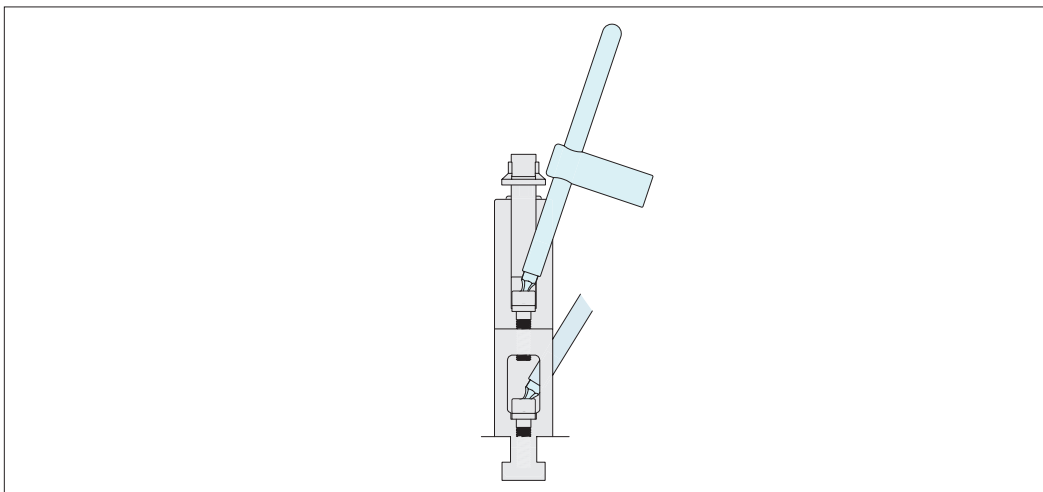


Fix to threaded bases with a special screw M10, M12, M14, M16.



Fix to T-slots with suitable T-nuts.

When unclamped the arm and the clamp remain in position



The clamps are easily stackable to achieve required clamping height.

ADJUSTABLE VERTICAL CLAMPS