
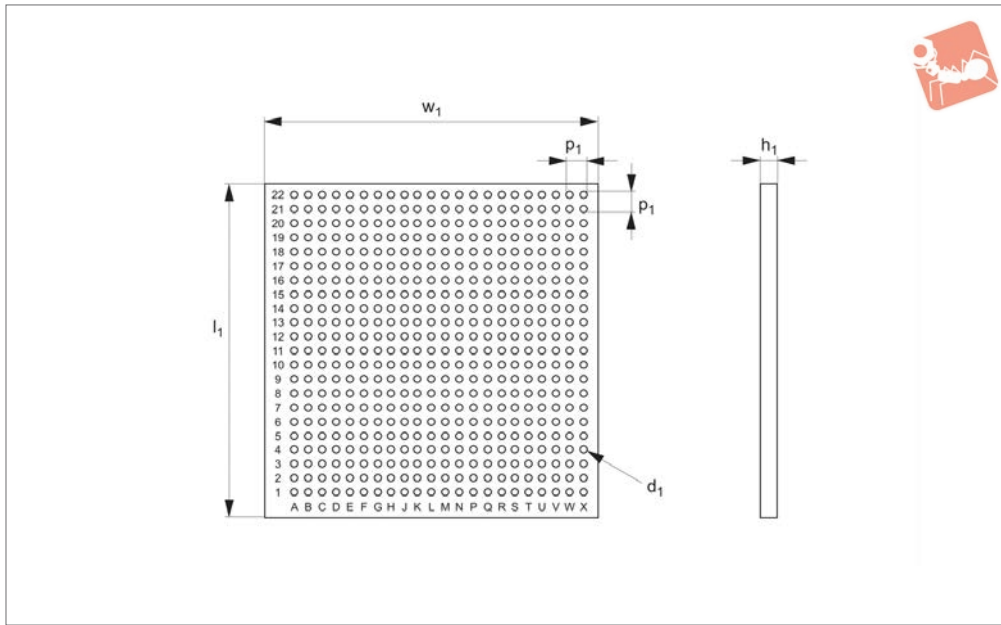




Fixture Plates for CMMs

M 8 threads

Gauging & Inspection



19300

GAUGING & INSPECTION

Material

Aluminium, hard anodized (black).

Technical Notes

CMM fixture plates can be mounted to the

surface plate of your CMM by using step blocks and clamps or by drilling mounting holes into the plate which correspond to the inserts on your surface plate.

Tips

Soft touch clamps 19320 are perfect for clamping in CMM fixturing applications.



Order No.	l_1	d_1	w_1	p_1	h_1
19300.W3030	300	M 8	300	15	13
19300.W4545	450	M 8	450	15	13
19300.W6060	600	M 8	600	15	19



Wixroyd's CMM fixturing system is designed for easy assembly and high repeatability, eliminating the need to build dedicated fixtures. The system offers a highly accurate and flexible solution of holding parts while probing on CMMs.

Flexible

A variety of component parts as well as complete kits are available; to enable setup of fixtures in minutes.



- Aluminium base plates – hole based system with alpha-numeric labelling for easy set-up and recording of fixture positions.
- Fixture towers – ideal for fixturing of large vertical components.
- Soft-touch clamps – non-marking clamps providing the ideal force for holding parts during CMM probing.
- Locating components – rest pads, vee pads for cylindrical parts, pin rests etc.