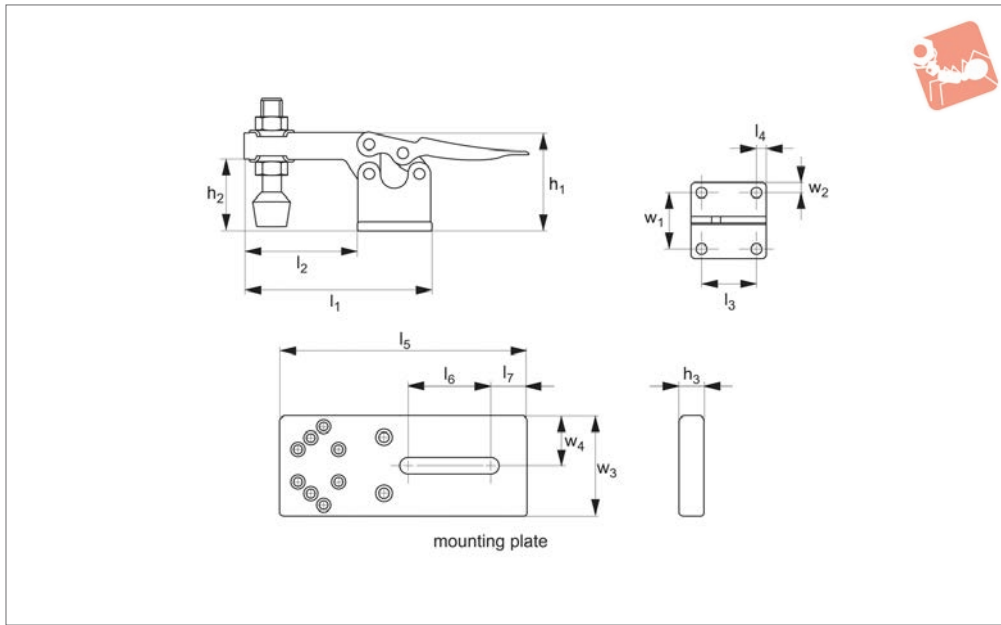




# CMM Fixturing Toggle Clamp with mounting plate

## Gauging & Inspection



# 19322

GAUGING & INSPECTION

### Material

Single toggle clamp supplied with matching mounting plate.

mounting base for easy adjustment and positioning.

### Technical Notes

Hold parts for probing on CMMs. Sliding

### Tips

Supplied with thumb screws to locate toggle clamp mounting plate.



Order No.	$h_1$	$h_2$	$h_3$	$l_1$	$l_2$	$l_3$	$l_4$	$l_5$	$l_6$	$l_7$	$w_1$	$w_2$	$w_3$	$w_4$	Weight g
19322.W0075	19.05	7.9	6.3	67.5	17.46	15.9	7.9	80	25	13	15.9	3.97	38	19	591
19322.W0150	38.1	25.4	6.3	138.1	57.1	26.9	4.7	80	25	13	22.2	6.7	38	19	1000



Wixroyd's CMM fixturing system is designed for easy assembly and high repeatability, eliminating the need to build dedicated fixtures. The system offers a highly accurate and flexible solution of holding parts while probing on CMMs.

### Flexible

A variety of component parts as well as complete kits are available; to enable setup of fixtures in minutes.



- Aluminium base plates – hole based system with alpha-numeric labelling for easy set-up and recording of fixture positions.
- Fixture towers – ideal for fixturing of large vertical components.
- Soft-touch clamps – non-marking clamps providing the ideal force for holding parts during CMM probing.
- Locating components – rest pads, vee pads for cylindrical parts, pin rests etc.