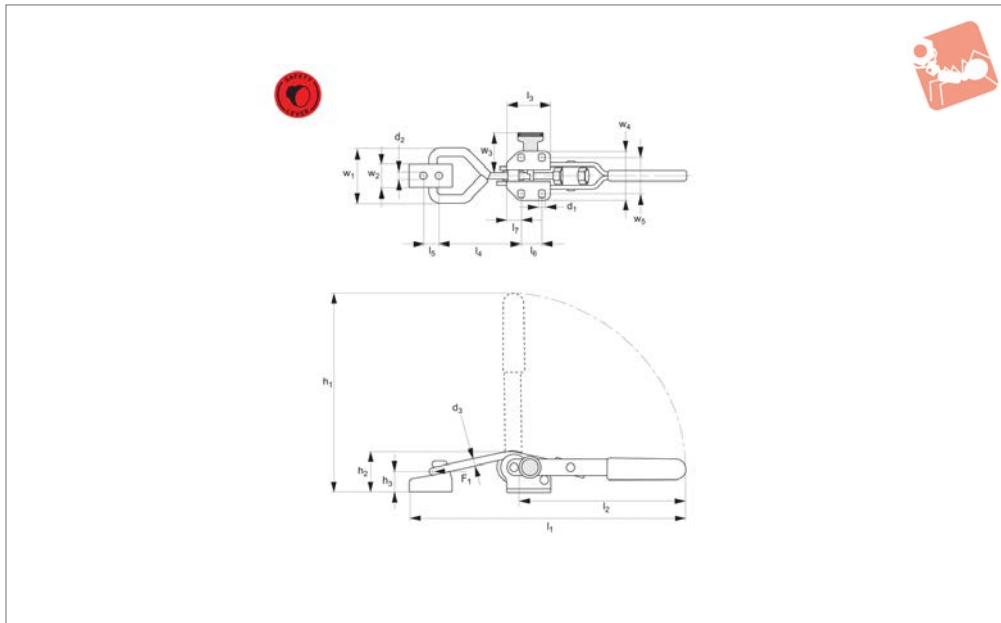




Latch Type Toggle Clamp

safety knob

Safety Lever Toggle Clamps



41620

SAFETY LEVER TOGGLE CLAMPS

Material

Body: steel, zinc plated.
 Rivets: stainless steel running in hardened bushes. Pre-lubricated bearings (grease suitable for food industry use).
 Handle: oil-resistant plastic with large grip area.

Technical Notes

The safety knob locks the clamp in the closed position. This prevents opening under vibration or inadvertent movement of the clamping arm when loading or unloading a fixture.
 Pull out the safety knob to release the



clamp.

Supplied complete with counter strike.
 For additional counter strikes, see part 41801.W00012- .W0014.
 Temperature range -10°C to +80°C.



Order No.	Size	F ₁ kN	h ₁	h ₂	h ₃	l ₁	l ₂	l ₃	l ₄	Weight g	
41620.W0003	3	3	179	38	19	257	149	40	79.5	295	
Order No.	l ₅	l ₆	l ₇	w ₁	w ₂	w ₃	w ₄	w ₅	d ₁	d ₂	Ø d ₃
41620.W0003	14	19	13	49	21	38.5	32-35	45	5.6	6.5	7.1





Welding Fixtures




Machining and Jig Assemblies




Cmm's




SAFETY LEVER TOGGLE CLAMPS



Horizontal base



Vertical base



Angled base

Mounting Base Variations



Vertical acting



Horizontal acting



Push-pull

Clamping Variations



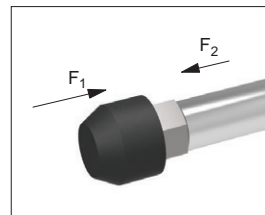

Hook type



Latch type

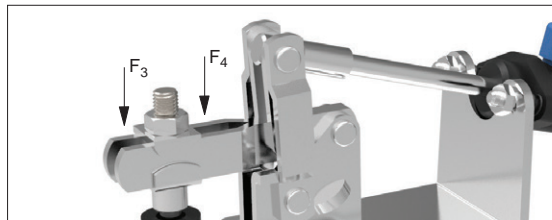
Explanation of forces

The force transmitted to the workpiece by the toggle clamp's closed arm, without itself being deformed when machine forces are applied. The holding force value is dependent upon the proximity of the measuring load point to the toggle clamp's pivot point (therefore two values, F_1 and F_2 are provided).



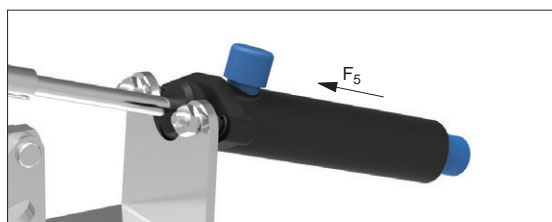
Holding Forces F_1 or F_2

The force applied to the workpiece when the toggle clamp's arm is closed. These clamping forces can only be stated for pneumatic toggle clamps, clamping forces of manual clamps cannot be easily measured as they are dependent upon the operator.



Clamping Forces F_3 or F_4

For pneumatically controlled toggle clamps only, F_5 is the piston force required (at 6 bar to) achieve the stated clamping force.



Piston Forces F_5

ov-W40000.1-A-T-W42070-A-T-b-rmh- Updated -27-10-2022



Quality Features



Ergonomic soft grip
2-component handle



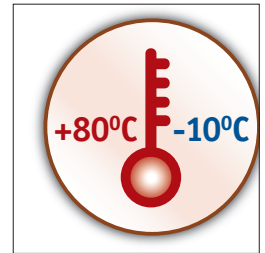
Stainless rivets and
hardened bushings



Moveable stop for
variable opening angle



Operator
finger protection



Temperature resistant

Unique Features



Safety catches



Heavy duty versions



Pneumatic versions



Matt black surface for
optical measurement

Materials



Steel, zinc plated
and passivated



Stainless steel (304)



Steel, matt black
vario-spektron coated



Protective cap and
handle made of an
electrostatic conductive
(dissipative) material.