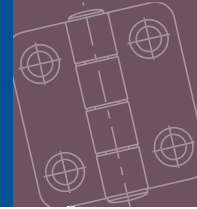



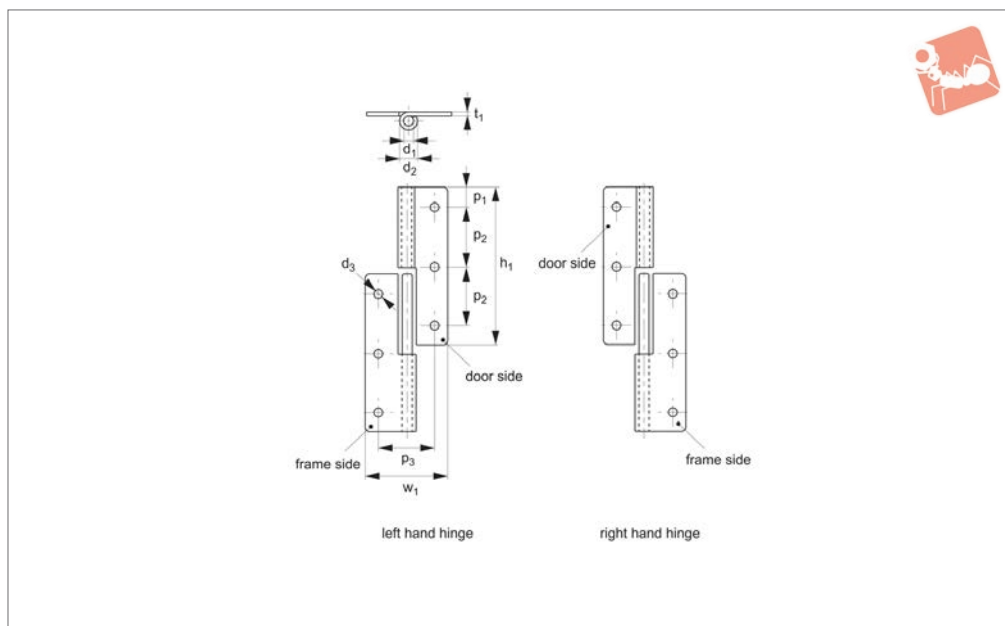


# Lift-Off Hinges - Off-Set

screw mount - stainless steel



## Hinges



**S2320**

HINGES

### Material

Stainless steel, AISI 304, polished finish.

### Technical Notes

Opening angle 180°.

### Important Notes

Product stamped with an „L“ does not mean it is a left hand hinge - it fixes to the

right hand part of the frame.

Product stamped with an „R“ does not mean it is a right hand hinge - it fixes to the left hand side of the frame.

Order No.	t	Type	h	w	$p_1$	$p_2$	$p_3$	$\varnothing d_1$	$\varnothing d_2$	$\varnothing d_3$	Weight g
S2320.AC0050	1.5	Right	50	32	5.0	20	21	7.5	4	3.2	32
S2320.AC0064	1.5	Right	64	36	8.0	24	24	7.5	4	3.2	44
S2320.AC0075	2.0	Right	75	38	7.5	30	24	8.5	4	3.2	64
S2320.AC0150	1.5	Left	50	32	5.0	20	21	7.5	4	3.2	32
S2320.AC0164	1.5	Left	64	36	8.0	24	24	7.5	4	3.2	44
S2320.AC0175	2.0	Left	75	38	7.5	30	24	8.5	4	3.2	64